

PDSL/SE/2022-23/158

August 2, 2022

Listing Department National Stock Exchange of India Limited Exchange Plaza, C-1 Block G, Bandra Kurla Complex, Bandra (E), Mumbai -400 051 Scrip Symbol: PDSL	Corporate Relationship Department BSE Limited Phiroze Jeejeebhoy Towers, Dalal Street, Mumbai- 400001 Scrip Code: 538730
---	--

Re: ISIN - INE111Q01013

Sub: Submission of Clipping of the Unaudited Financial Results for the Quarter ended June 30, 2022, published in Newspaper(s) under Regulation 47(1)(b) of the SEBI (Listing Obligations and Disclosure Requirements) Regulations 2015

Dear Sir/Madam,

In terms of Regulation 47(1)(b) of the Securities and Exchange Board of India (Listing Obligations and Disclosure Requirements) Regulations 2015, the Financial Results of the Company have to be published in at least one English language Daily Newspaper and in one Daily Newspaper published in the language of the region, where the registered office of the listed entity is situated within 48 hours of conclusion of the Board Meeting.

Accordingly, please find enclosed herewith the clippings of the extract of Unaudited Financial Results (Standalone & Consolidated) for the quarter ended June 30, 2022, published in the following newspapers today, i.e., August 2, 2022 -

- Economic Times (All India Edition);
- Business Standard (All India Edition); and
- Hosadigantha (Bengaluru Edition)

We request you to kindly take the above information on record for the purpose of dissemination to the shareholders.

Thanking you,

Yours faithfully,

for **PDS Limited**

(Erstwhile PDS Multinational Fashions Limited)


Abhishekh Kanoi
Head of Legal & Company Secretary
ICSI Membership No.: F-9530



Encl.: a/a

PDS Limited

(Erstwhile PDS Multinational Fashions Limited)

Corporate Office: Unit No. 971, Solitaire Corporate Park, Andheri Ghatkopar Link Road, Andheri East, Mumbai 400093, Maharashtra, India. ☎ +91 2241441100

Registered Office: No. 758 & 759, 2nd Floor, 19th Main, Sector-2, HSR Layout, Bangalore 560102, Karnataka, India. ☎ +91 8067653000

CIN: L18101KA2011PLC094125  www.pdsmultinational.com  info@pdsmultinational.com

Govt Eyes ‘Control Premium’ to Part with its Stake in IDBI Bank

May retain some stake after transfer of mgmt control to recover its investments later

Mohit Bhalla & Dheeraj Tiwari

New Delhi: The government wants a control premium to part with its holding in IDBI Bank and is likely to retain a partial stake even after the transfer of management control, as it prepares for the lender's divestment, multiple people familiar with its thinking said. This is because the weighted average cost of acquisition of the government's current shareholding in the bank is much higher than the prevailing market value of its shares. This has weighed on the finance ministry's calculations on an exit, as considerations around recovery of its investment are among issues being deliberated. This is also one of the reasons it wants to hold on to a partial stake in the bank, as it hopes to recover some more of the investment by selling it when the share price improves, according to the people cited earlier. No decision has been made on the stake likely to be held after the bank's privatisation. According to government and stock exchange data reviewed by ET, the government has pumped in ₹27,000 crore into IDBI Bank between April 1, 2010

Eye on Upside

Govt believes that turnaround in bank's performance over past 2 years warrants the premium

Govt has pumped ₹27k cr into IDBI Bank over 11 yrs, buying 4.5 b shares

Its weighted avg cost of acquisition of shares is around ₹60 – could be higher as share purchases were funded by issuing bonds

IDBI Bank's stock ended at ₹36.45 apiece on BSE on Monday

LIC has also indicated it will not like to completely exit the bank unless it gets substantial ROI

Govt holds 45.48% in IDBI Bank, LIC 49.24%

and March 31, 2021. Data show the government acquired 4.5 billion shares in IDBI Bank during this 11-year period. This brings its weighted average cost of acquisition to ₹60 a share. IDBI Bank's stock closed at ₹36.45 Monday on the BSE. Assuming the government were to sell the acquired shares at Monday's closing price, it would fetch about ₹16,500 crore, implying a loss of more than ₹10,000 crore on the cost of its investment. "The capital infusion was done so that banks do not breach any regulatory norms. There is a view that some stake should be retained in order to cash in on the upside as IDBI's financials improve further," said an official. The government is also of the view that a turnaround in IDBI Bank's performance over the past two years warrants the demand for a premium from a buyer. "LIC, too, has indicated it will not like to completely exit out of the bank unless it gets a substantial return on its investment," the official added. The government currently holds a 45.48% stake in IDBI Bank, while Life Insurance Corporation of India owns 49.24%. Based on its closing price on Monday, the bank is valued at just over ₹39,000 crore (\$4.9 billion).

LIC had also pumped in more than ₹25,000 crore in IDBI Bank over the past six years. Its average cost of investment was around ₹53 per share, as per ET's estimates. An executive aware of the government's thinking offered a contrarian view, saying it would ultimately follow Securities and Exchange Board of India guidelines on floor pricing for preferential allotment while determining its sale price. The people also pointed out that the government's cost of acquisition of shares could be even higher than ₹60 because its purchases of IDBI Bank's shares were funded by issuing bonds that were subscribed to by the bank. These bonds bear a coupon which the government is still servicing. "The acquisition cost will be much higher if the interest payout by the government on recapitalisation bonds is included," said an official aware of the matter.

IDBI Bank came out of the Reserve Bank of India's prompt corrective action framework in the financial year 2020-21. It has posted ten successive quarters of profit starting from the January-March quarter of the financial year 2019-20.

Aditya Birla MF, S'pore Fund Exit ITNL Co

Sell ₹900 cr NCDs issued by JRPICL to an Edelweiss fund at 24% discount

Sangita.Mehta@timesgroup.com

Mumbai: Aditya Birla Sun Life Mutual Fund has exited loss-making IL&FS group-promoted Jharkhand Road Projects Implementation Company (JRPICL). It has sold its entire exposure to Edelweiss Alternative Assets Advisor Fund at a 24% discount, said three people aware of the development. The Edelweiss fund on July 12 purchased ₹900 crore non-convertible debentures (NCDs) from Aditya Birla Sun Life MF and a Singapore fund, whom

the MF had advised. BSE-listed IL&FS Transportation Networks (ITNL) holds 93.4% in JRPICL, while IL&FS owns 6.6%. JRPICL operates five road projects in Jharkhand. "Since the bonds of the company were rated below investment grade, the fund decided to exit," said one of the persons. "JRPICL has a volatile history of servicing the payment obligation to its NCD holders over the last few years," said a note issued by Aditya Birla Sun Life MF to its unit holders. "The IL&FS crisis followed by state

government financial stress due to Covid-19 has led to uncertainty in cash flows. While the debt has been serviced and remains a green asset per IL&FS classification, receipt of an annuity from state government has not fully regularised, and uncertainty prevails," the same note said. The mutual fund's recovery equates to 76.2 paise on a rupee, higher than the 29 paise (on a rupee) valuation on its books. Edelweiss Group did not respond to a request for comment. The Aditya Birla Sun Life MF

sold ₹688 crore of principal exposure, with the Singapore fund selling about ₹212 crore in July. Both jointly recovered ₹684 crore by selling the NCDs to Edelweiss fund. A rating report by Crisil published on January 25 said that JRPICL's liquidity has weakened over the past several months. "The company has not received scheduled annuity payments since February 2020 and had receivables of ₹286 crore as of October 22, 2020," it said. Crisil has assigned a 'C' rating to the company's debt. The maturity period for NCDs ranges from January 2021 to January 2029. The five road projects include Ranchi-Patratu Dam road, the Patratu Dam-Ramgarh road, the Ranchi Ring Road, the Chaibasa-Kandra-Chowka road, and the Adityapur-Kandra road.

BELOW INVESTMENT GRADE

Fund decided to exit as the bonds issued by Jharkhand Road Projects Implementation Company were rated below investment grade

Alkyl Amines Chemicals Ltd.

Regd. Office: 401-407, Nirman Vyapar Kendra, Plot no. 10, Sector 17, Vashi, Navi Mumbai 400703
Tel. No.: 022-67946618 | Fax: 022-67946666
Web: www.alkylamines.com | E-mail ID: legal@alkylamines.com | CIN: L99999MH1979PLC021796

EXTRACT OF UNAUDITED FINANCIAL RESULTS FOR THE QUARTER ENDED JUNE 30, 2022

(₹ in crores, except per share data)

Particulars	Quarter ended		
	June 30, 2022	March 31, 2022	June 30, 2021
	(Unaudited)	(Audited)	(Unaudited)
Total income from operations	477.68	429.06	393.82
Net Profit before tax	107.45	64.63	104.31
Net Profit after tax	81.88	46.42	78.54
Total Comprehensive Income	81.58	47.88	77.82
Equity Share Capital	10.22	10.21	10.21
Earnings Per Share			
Basic:	16.03	9.09	15.39
Diluted:	16.00	9.07	15.35

Notes:

- The above is an extract of the detailed format of Unaudited Financial Results filed with the Stock Exchanges under Regulation 33 of the SEBI (Listing Obligations & Disclosure Requirements) Regulations, 2015. The full Financial Results are available on the Stock Exchanges' Websites (www.bseindia.com, www.nseindia.com) and on the Company's website (www.alkylamines.com)
- The above unaudited financial results have been reviewed and recommended by the Audit Committee at their meeting held on August 1, 2022 and approved by the Board of Directors at their meeting held on the same date.

For ALKYL AMINES CHEMICALS LTD.

Sd/-

YOGESH M. KOTHARI

CHAIRMAN & MANAGING DIRECTOR

Place : Mumbai

Date : August 1, 2022

PANAMA PETROCHEM LIMITED

CIN NO. L23209GJ1982PLC005062
Regd. Office:- Plot No. 3303, G.I.D.C., Ankleshwar-393002
Corp. Office:- 4th Floor, Aza House, 24 Turner Rd., Near Tawa Restaurant, Bandra (W), Mumbai - 400050

EXTRACT OF UNAUDITED CONSOLIDATED FINANCIAL RESULTS OF THE COMPANY FOR THE QUARTER ENDED 30 JUNE 2022

(₹ in Crore)

Sr. No.	Particulars	Quarter ended		Year ended	
		30 June 2022 (Unaudited)	31 March 2022 (Audited*)	30 June 2021 (Unaudited)	31 March 2022 (Audited)
1	Total Revenue from operations	553.01	510.92	552.33	2,138.08
2	Net Profit for the period/year (before Tax, Exceptional and/or Extraordinary items)	83.12	68.70	73.99	286.26
3	Net Profit for the period/year before tax (before Exceptional and/or Extraordinary items)	83.12	68.70	73.99	286.26
4	Net Profit for the period/year after tax (after Exceptional and/or Extraordinary items)	64.58	56.22	58.07	230.34
5	Total Comprehensive Income for the period/year [Comprising Profit for the period/year (after tax) and Other Comprehensive Income (after tax)]	65.21	57.12	58.10	231.43
6	Equity share capital.	12.10	12.10	12.10	12.10
7	Reserve excluding revaluation reserves				756.11
8	Earnings per share (EPS)-				
	(a) Basic and Diluted before extraordinary items (Rs.) (Not annualised)	10.67	9.29	9.60	38.08
	(b) Basic and Diluted after extraordinary items (Rs.) (Not annualised)	10.67	9.29	9.60	38.08

KEY NUMBERS OF STANDALONE FINANCIAL RESULTS OF THE COMPANY FOR THE QUARTER ENDED 30 JUNE 2022

(₹ in Crore)

Sr. No.	Particulars	Quarter ended		Year ended	
		30 June 2022 (Unaudited)	31 March 2022 (Audited*)	30 June 2021 (Unaudited)	31 March 2022 (Audited)
1	Total Revenue from operations	437.57	348.68	427.01	1,545.11
2	Net Profit for the period/year (before Tax, Exceptional and/or Extraordinary items)	72.44	50.97	62.12	227.32
3	Net Profit for the period/year after tax (after Exceptional and/or Extraordinary items)	53.90	38.49	46.20	171.40
4	Total Comprehensive Income for the period [Comprising Profit for the period/year (after tax) and Other Comprehensive Income (after tax)]	53.00	38.44	46.23	171.38

*** Refer Note No. 4**

Notes :

- The above consolidated unaudited results for the quarter ended 30 June 2022 were reviewed by the Audit Committee and approved by the Board of Directors in its meeting held on 01 August 2022. The Statutory Auditors of the Company have reviewed the said results.
- The Consolidated financial statements for the quarter ended on 30 June 2022 are prepared in accordance with Ind AS-110 and Ind AS-27 notified under Section 133 of the Companies Act, 2013
- The above is an extract of the detailed format of Quarterly Financial Results for the Quarter ended 30 June 2022, filed with the Stock Exchanges namely BSE & NSE under Regulation 33 of the SEBI (Listing Obligations and Other Disclosure Requirements) Regulations, 2015. The full format of the unaudited financial results of Quarter ended are available on the Stock Exchange websites viz. www.bseindia.com and www.nseindia.com and also on the Company's website www.panamapetro.com.
- The figures for the quarter ended 31 March 2022 are the balancing figures between the audited figures in respect of the full financial year and published year to date figures upto 31 December 2021.
- The Company has opted for publishing quarterly results into Rs. in Crore instead of Rs. in Lakhs as reported till previous year/period(s), accordingly the previous year/period(s) figures converted into Rs. in crore.
- Figures for the previous quarter/year has been regrouped and rearranged wherever necessary.

For PANAMA PETROCHEM LIMITED

Place : Mumbai
Date : 1 August 2022

Amin A Rayani
(Managing Director & CEO)
DIN: 00002652

PDS Limited

(Erstwhile PDS Multinational Fashions Limited)

Global, Collaboration, Digital, Ethical

₹2,340 cr

Q1 FY23 Topline

44% growth vs Q1 FY22

Sales (₹ in Cr)

128%

Increase in Operating Profit vs Q1 FY22

PAT (₹ in Cr)

₹44 cr

Q1 FY23 PAT up

141% vs Q1 FY22

ROCE %

₹14.19

Q1 FY23 Basic EPS

ROE %

Note: ROCE based on Net Capital Employed, EBIT includes other income emanating from capital employed.
* Q1 FY22 excludes the profit from sale of real estate.

Extract of Consolidated Unaudited Financial Results for the Quarter ended June 30, 2022

(₹ in Lakhs)

Sl. No.	Particulars	Quarter Ended		Year Ended	
		30 Jun. 2022 (Unaudited)	31 Mar. 2022 (Audited)	30 Jun. 2021 (Unaudited)	31 Mar. 2022 (Audited)
1	Revenue from operations	2,34,037.49	2,77,543.88	1,62,621.24	8,82,821.38
2	Other income	268.22	2,133.75	4,864.23	8,602.24
3	Total income	2,34,305.71	2,79,677.63	1,67,485.47	8,91,424.12
4	Total operating expense	2,29,527.87	2,70,285.77	1,61,388.69	8,60,358.46
5	Earnings before interest and tax	5,704.33	10,497.78	6,571.35	33,867.49
6	Net profit for the period/year (before tax and exceptional items)	4,777.84	9,391.86	6,096.78	31,065.66
7	Net profit for the period/year before tax (after exceptional items and share of loss from associates and joint ventures)	4,729.65	9,273.40	6,178.53	31,007.80
8	Net profit for the period/year after tax (after exceptional items and share of loss from associates and joint ventures)	4,417.89	8,622.99	5,910.11	29,282.09
9	Total comprehensive income for the period/year (comprising profit / (loss) for the period (after tax) and other comprehensive income (after tax)	5,985.57	11,165.88	7,452.97	32,639.71
10	Paid up equity share capital (face value of ₹10 each)	2,609.25*	2,604.25*	2,604.67	2,604.25*
11	Other Equity	-	-	-	84,635.94
12	Earnings/(loss) per share (in ₹)(face value of ₹ 10 each) - (not annualised)				
	Basic	14.19	29.62	20.69	95.38
	Diluted	13.92	29.00	20.49	94.28

*** Net of Treasury shares of 4,245 (as at 30 June 2021 - NIL)**

Notes:

- The Financial Results of the Company/Group for the quarter ended 30 June 2022, have been reviewed by the Audit Committee and approved by the Board of Directors at their respective meetings held on 1 August 2022 and have been reviewed by the Statutory Auditors.
- The financial performance of the Company on standalone basis for the quarter ended are (₹ in Lakhs):

Particulars	Quarter Ended		Year Ended	
	30 Jun. 2022 (Unaudited)	31 Mar. 2022 (Audited)	30 Jun. 2021 (Unaudited)	31 Mar. 2022 (Audited)
Turnover	4,049.59	3,284.55	1,358.97	11,582.72
Profit before tax	551.25	5,966.23	151.75	7,016.28
Profit after tax	416.16	5,898.22	113.79	6,678.86
Total comprehensive income	413.97	5,791.32	113.79	6,695.43

- During the quarter ended 30 June 2021, the Group had sold 100% of its equity interest in Razamtazz Limited (assets of which primarily included investment property), which had resulted in a gain of ₹4,073.89 lakhs, which was taken to the statement of profit and loss of the quarter then ended.
- The above is an extract of detailed format of financial results filed with the stock exchange under Regulation 33 of the SEBI (Listing Obligations and Disclosures requirements) Regulation 2015. The full format of the Audited financial results of the Group and the Company for the quarter ended 30 June 2022 are available on the Company's website (www.pdsmultinational.com) and on the website of BSE (www.bseindia.com) and NSE (www.nseindia.com).

For and on behalf of the Board of Directors
PDS Limited (Erstwhile PDS Multinational Fashions Limited)
Sd/-
(Deepak Seth)
Chairman
DIN: 00003021

Place: Mumbai
Date: August 01, 2022

CIN: L18101KA2011PLC094125
Regd. Office: No. 758 & 759, 2nd Floor, 19th Main, Sector -2, HSR Layout, Bengaluru - 560 102, Karnataka, (India)
Corporate Office: Unit No.971, Solitaire Corporate Park, Andheri - Ghatkopar Link Road, Andheri (East), Mumbai - 400093, Maharashtra (India)
Tel : +91 22 41441100; E-Mail : investors@pdsmultinational.com; website : www.pdsmultinational.com

Pay TV continues to hold on. But, as television gets a resurrection online, the future is digital

Trends that can futureproof broadcasting



VANITA KOHU-KHANDEKAR
Pune, 1 August

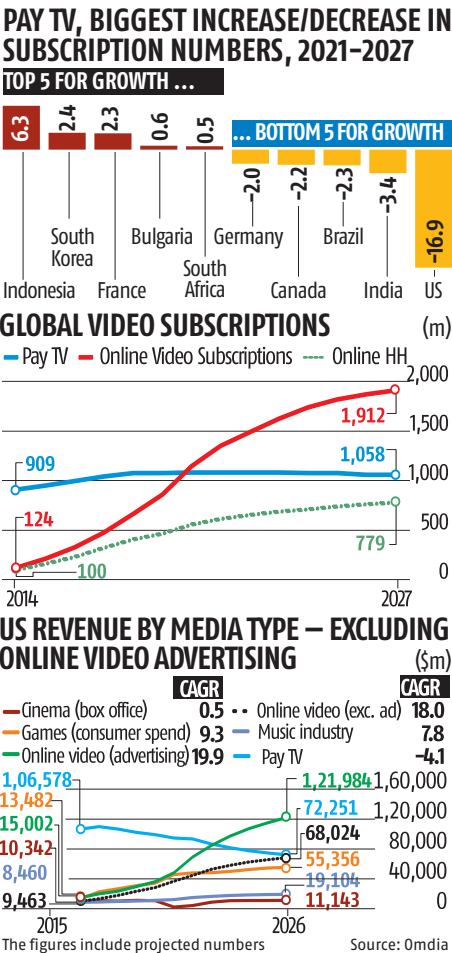
For now, pay TV seems to be holding on. There are more pay TV homes in the world than online video-on-demand subscriptions such as the over-the-top (OTT) streaming platforms. But that is the case globally; break it up by country and a different picture emerges. In the United States, for instance, 81 per cent households have at least one OTT subscription; 51 per cent have pay TV. The ratio will keep changing in favour of online, says a report on The Future of Pay TV and Streaming Video by Maria Rua Aguiete, senior research director, media and entertainment, at UK-based Omdia.

“The crossover from pay TV to SVoD (streaming video-on-demand) happened in 2020. But it is not necessarily about pay TV’s

decline. Some technologies within pay TV, such as cable, are in decline. IPTV, on the other hand, is rising,” says Tony Gunnarsson, principal analyst TV, video, and advertising, Omdia.

IPTV, or internet protocol television, is video delivered on a closed proprietary network, such as LAN (local area network) or WAN (wide area network). It is different from OTT in that OTT is delivered on the open internet.

Gunnarsson points to the mixed trends in pay TV around the world: growing in South Korea, Indonesia, and France while declining sharply in the US, India, and Brazil. The interest in bundles that offer high-end cable channels with OTT and internet access continue to drive



growth and consumption. Just like in the US, pay TV as a standalone idea is in decline in the UK as well.

“As a European, when I think of broadcast media, I think of public service broadcasters such as the BBC (Britain) or NRK (Norway). Most of the public service broadcasters have already made the transition successfully. The future proofing of broadcasting is happening through the iPlayer (the BBC’s digital offering) and it is not in competition with Netflix or Sky. They are doing what they do best, investing in local content. Therefore, broadcast TV will continue through adoption of newer methods,” says Gunnarsson.

Series concludes

Lawn bowls: Indian women ensure CWG medal

PRESS TRUST OF INDIA
Birmingham, 1 August

The Indian lawn bowls team assured itself a historic first ever Commonwealth Games medal

after defeating New Zealand 16-13 in the semis of the women’s fours event, here on Monday.

This will be India’s maiden final appearance in the women’s fours format of the competition.

The women’s fours team comprising Lovely Choubey (lead), Pinki (second), Nayanmoni Saikia (third) and Rupa Rani Tirkey (skip) will face South Africa in the gold medal

clash on Tuesday.

“We cannot express our feelings in mere words. We have fought as a team and now our journey doesn’t end here,” an emotional Tirkey said. “We have to play in a similar fashion against South Africa and do what hasn’t been done before.”

RECOVERY TRACKER

Dip in mobility, air traffic

Improvement in freight, vehicle registration numbers

SACHIN P MAMPATTA & KRISHNA KANT
Mumbai, 1 August

Many economic indicators showed subdued activity during the latest week. People moved around less. Workplace visits were down by 0.9 per cent, showed data from search engine Google. It uses anonymised location data to track how people are moving during the pandemic. Transit stations such as bus stops and train stations showed a 1.3 per cent decline (see chart 1).

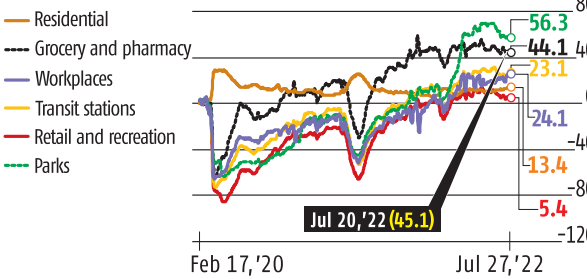
There was marginally lower traffic congestion in major cities, showed data from global location technology firm TomTom International. In New Delhi, Monday 9 am traffic congestion was 33 per cent below 2019 levels in the latest week compared to the 31 per cent decline seen in the previous one. Mumbai traffic congestion was down 38 per cent, compared to the 36 per cent decline seen earlier (see chart 2).

Power generation was flat over the previous week, but the gap over 2019 levels widened. The power producers in the country generated 4,295 million units (MUs) of electricity per day on average in the latest week. It was 4,297 MUs per day in the previous week. In comparison, power generation was 3,650 MUs per day during the corresponding week in 2019 (see chart 3).

People got on fewer flights. For example, there were 2,497 flights that carried little over 321,000 passengers on Sunday, July 31. There had been 2,540 flights with 325,000 passengers on the same day in the previous week (see chart 4).

There was a narrowing of the gap in vehicle registrations. Indians registered 12.8 per cent fewer vehicles

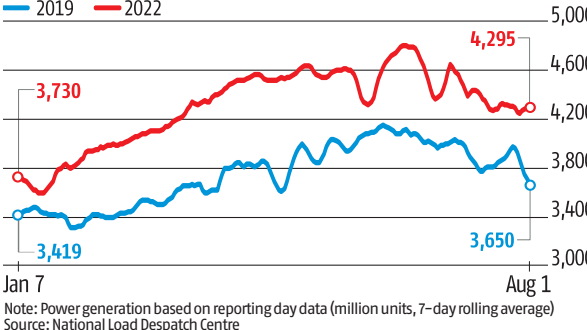
1: FEWER GROCERY AND PHARMACY VISITS



Note: Latest update is as of July 27, 2022, based on location data as processed by the company. The percentage change is compared to a baseline value for the same day of the week, calculated on a median basis during the 5-week period, Jan 3-Feb 6, 2020. The chart shows a seven-day rolling average of visits to each category. Residential data refers to change in time spent at home.

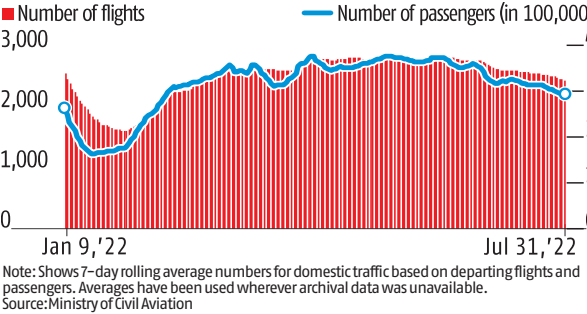
Source: Google LLC “Google COVID-19 Community Mobility Reports”, Our World In Data

3: WIDENING POWER GENERATION GAP OVER 2019



Note: Power generation based on reporting day data (million units, 7-day rolling average) Source: National Load Despatch Centre

4: DECLINING AIR TRAFFIC

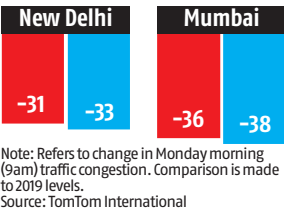


Note: Shows 7-day rolling average numbers for domestic traffic based on departing flights and passengers. Averages have been used wherever archival data was unavailable. Source: Ministry of Civil Aviation

2: DIP IN TRAFFIC CONGESTION

Change in traffic congestion from 2019 (as of July 25, in percentage points)

Change in traffic congestion from 2019 (as of August 1, in percentage points)

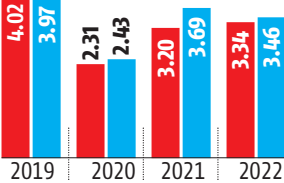


Note: Refers to change in Monday morning (9am) traffic congestion. Comparison is made to 2019 levels. Source: TomTom International

5: VEHICLE REGISTRATIONS 12.8% BELOW 2019 LEVELS

Vehicle registrations for week ending July 24 (in 100,000)

Vehicle registrations for week ending July 31 (in 100,000)

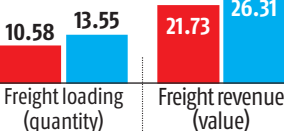


Note: Based on road transport offices (RTOs) for which Vahan data is available. Source: Ministry of Road Transport and Highways

6: HIGHER FREIGHT NUMBERS

Change vs same week last year (as of July 24, in %)

Change vs same week last year (as of July 31, in %)



Note: For seven days ending Sunday. Source: Indian Railways



Statement of Consolidated Unaudited Financial Results for the Quarter ended June 30, 2022

(₹ in lakhs, except per share data)

Particulars	Quarter ended		Year ended
	30-Jun-2022 (Unaudited)	30-Jun-2021 (Unaudited)	31-Mar-2022 (Audited)
Total Income from Operations	25,904	18,406	85,224
Net Profit/(Loss) for the period (before Tax and Exceptional items)	5,075	3,651	16,660
Net Profit/(Loss) for the period before tax (after Exceptional items)	5,075	3,651	36,479
Net Profit/(Loss) for the period after tax (after Exceptional items)	3,833	2,775	27,020
Total Comprehensive income for the period [Comprising Profit/ (Loss) for the period (after tax) and Other Comprehensive Income (after tax)]	3,673	2,772	29,004
Equity Share Capital	3,233	3,233	3,233
Other Equity			82,424
Earnings per share of ₹ 1/- each (not annualised)			
(a) Basic (in ₹)	1.18	0.86	8.36
(b) Diluted (in ₹)	1.18	0.86	8.36

Notes :

1. Summarised Standalone Unaudited Financial Performance of the Company is as under:

Particulars	Quarter ended		Year ended
	30-Jun-2022 (Unaudited)	30-Jun-2021 (Unaudited)	31-Mar-2022 (Audited)
Total Income from Operations	24,455	18,223	81,137
Profit/(Loss) before tax	4,282	3,411	33,973
Profit/(Loss) after tax	3,188	2,534	24,950
Total Comprehensive Income	2,877	2,498	24,990

2. The above is an extract of the detailed format of financial results for the quarter ended June 30, 2022 filed with the Stock Exchanges under Regulation 33 of the SEBI (Listing and Other Disclosure Requirements) Regulations, 2015. The full format of the financial results for the quarter ended June 30, 2022 are available on the Stock Exchange’s websites (www.bseindia.com and www.nseindia.com) and on the Company’s website (www.triveniturbines.com).

For TRIVENI TURBINE LIMITED
Sd/-
Dhruv M. Sawhney
Chairman & Managing Director

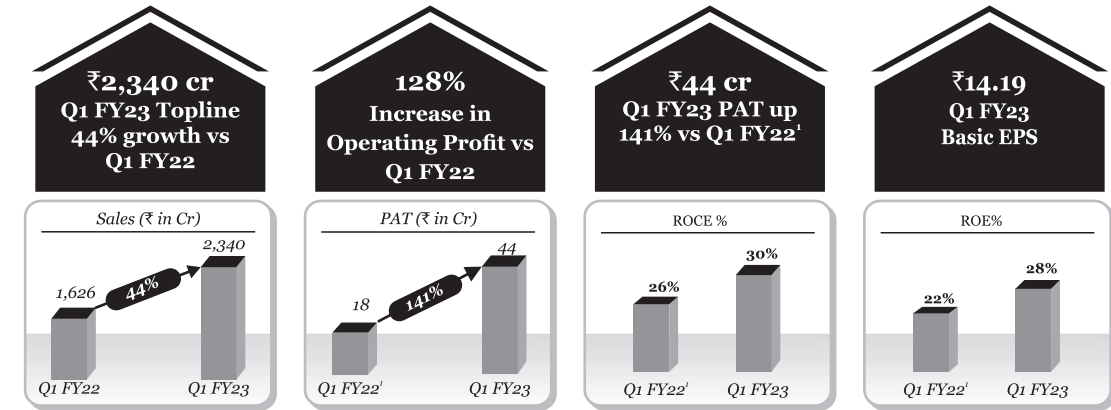
Place: Bengaluru
Date: August 1, 2022

Regd. Office: A-44, Hosiery Complex, Phase II Extension, Noida, U.P. - 201 305
Corp. Office: 8th Floor, Express Trade Towers, 15-16, Sector-16A, Noida - 201 301, U.P., India
Website : www.triveniturbines.com, CIN : L29110UP1995PLC041834



PDS

Global, Collaboration, Digital, Ethical



Note: ROCE based on Net Capital Employed, EBIT includes other income emanating from capital employed. *Q1 FY22 excludes the profit from sale of real estate.

Extract of Consolidated Unaudited Financial Results for the Quarter ended June 30, 2022

Sl. No.	Particulars	Quarter Ended		Year Ended	
		30 Jun. 2022 (Unaudited)	31 Mar. 2022 (Audited)	30 Jun. 2021 (Unaudited)	31 Mar. 2022 (Audited)
1	Revenue from operations	2,34,037.49	2,77,543.88	1,62,621.24	8,82,821.38
2	Other income	268.22	2,133.75	4,864.23	8,602.74
3	Total income	2,34,305.71	2,79,677.63	1,67,485.47	8,91,424.12
4	Total operating expense	2,29,527.87	2,70,285.77	1,61,388.69	8,60,358.46
5	Earnings before interest and tax	5,704.33	10,497.78	6,571.35	33,867.49
6	Net profit for the period/year (before tax and exceptional items)	4,777.84	9,391.86	6,096.78	31,065.66
7	Net profit for the period/year before tax (after exceptional items and share of loss from associates and joint ventures)	4,729.65	9,273.40	6,178.53	31,007.80
8	Net profit for the period/year after tax (after exceptional items and share of loss from associates and joint ventures)	4,417.89	8,622.99	5,910.11	29,282.09
9	Total comprehensive income for the period/year (comprising profit / (loss) for the period (after tax) and other comprehensive income (after tax)	5,985.57	11,165.88	7,452.97	32,639.71
10	Paid up equity share capital (face value of ₹10 each)	2,609.25*	2,604.25*	2,604.67	2,604.25*
11	Other Equity	-	-	-	84,635.94
12	Earnings/(loss) per share (in ₹)(face value of ₹ 10 each) - (not annualised)				
	Basic	14.19	29.62	20.69	95.38
	Diluted	13.92	29.00	20.49	94.28

* Net of Treasury shares of 4,245 (as at 30 June 2021 - NIL)

Notes:

- a) The Financial Results of the Company/Group for the quarter ended 30 June 2022, have been reviewed by the Audit Committee and approved by the Board of Directors at their respective meetings held on 1 August 2022 and have been reviewed by the Statutory Auditors.
- b) The financial performance of the Company on standalone basis for the quarter ended are (₹ in Lakhs):

Particulars	Quarter Ended		Year Ended	
	30 Jun. 2022 (Unaudited)	31 Mar. 2022 (Audited)	30 Jun. 2021 (Unaudited)	31 Mar. 2022 (Audited)
Turnover	4,049.59	3,284.55	1,358.97	11,582.72
Profit before tax	551.25	5,966.23	151.75	7,016.28
Profit after tax	416.16	5,898.22	113.79	6,678.86
Total comprehensive income	413.97	5,791.32	113.79	6,695.43

- c) During the quarter ended 30 June 2021, the Group had sold 100% of its equity interest in Razamtazz Limited (assets of which primarily included investment property), which had resulted in a gain of ₹4,073.89 lakhs, which was taken to the statement of profit and loss of the quarter then ended.
- d) The above is an extract of detailed format of financial results filed with the stock exchange under Regulation 33 of the SEBI (Listing Obligations and Disclosures requirements) Regulation 2015. The full format of the Audited financial results of the Group and the Company for the quarter ended 30 June 2022 are available on the Company’s website (www.pdsmultinational.com) and on the website of BSE (www.bseindia.com) and NSE (www.nseindia.com).

For and on behalf of the Board of Directors
PDS Limited (Erstwhile PDS Multinational Fashions Limited)
Sd/-

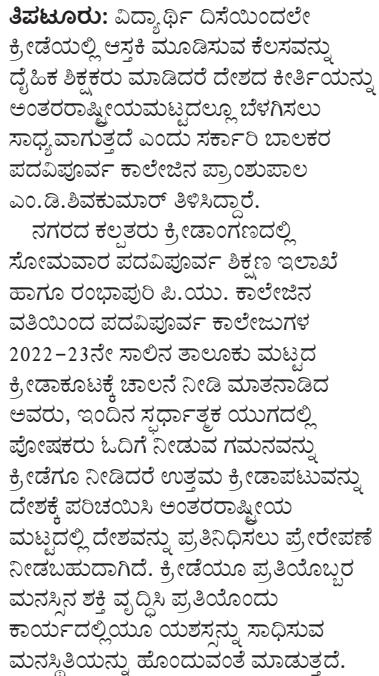
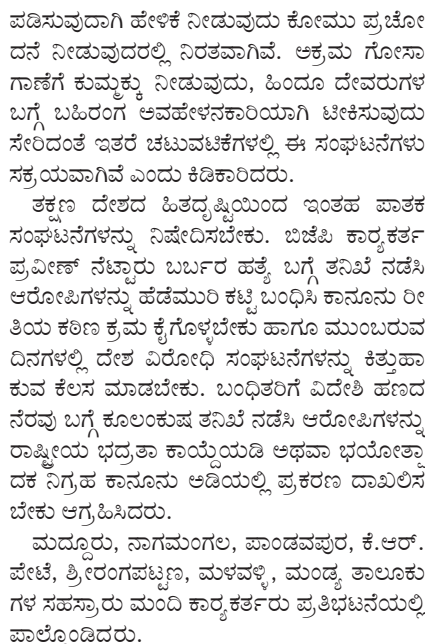
(Deepak Seth)
Chairman
DIN: 00003021

Place: Mumbai
Date: August 01, 2022

CIN: L18101KA2011PLC094125
Regd. Office: No. 75B & 759, 2nd Floor, 19th Main, Sector -2, HSR Layout, Bengaluru – 560 102, Karnataka, (India)
Corporate Office: Unit No.971, Solitaire Corporate Park, Andheri - Ghatkopar Link Road, Andheri (East), Mumbai - 400093, Maharashtra (India)
Tel : +91 22 41441100; **E-Mail :** investors@pdsmultinational.com; website : www.pdsmultinational.com

 **ಕಿರು ಸುದ್ದಿ**

ಕ್ರೀಡೆಯಲ್ಲಿ ಅಸ್ತಕಿ
ಮೂಡಿಸುವ
ಕಾರ್ಯವಾಗಬೇಕಿದೆ



ಮಹಾಪುರರಾದ ಬಿ.ಜಿ.ಕೃಷ್ಣಪ್ಪ, ಜಿಲ್ಲಾಧಿಕಾರಿ ವೈ.ಎಸ್.ವಾಟೀಲ್, ಉಪವಿಭಾಗಾಧಿಕಾರಿಗಳಾದ ಅಜಯ್, ಸೋಮಪ್ಪ ಕಡಕೋಳಿ, ಕಲ್ಪಶ್ರೀ ಹಾಗೂ ಇತರ ಹಿರಿಯ ಅಧಿಕಾರಿಗಳು ಹಾಜರಿದ್ದರು.




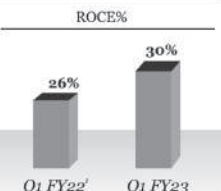
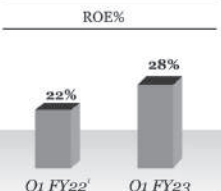
ಮಳವಳ್ಳಿ: ವಿದ್ಯುತ್ ತಂತಿ ಸರ್ವಿಸಿ ಯುವಕ ಸಾವನ್ನಪ್ಪಿರುವ ಘಟಕಕ್ಕೆ ಮಳವಳ್ಳಿ ಗ್ರಾಮಾಂತರ ಪೊಲೀಸ್ ಠಾಣೆ ವ್ಯಾಪ್ತಿಯ ಕೆಂಜಿಲತರೆ ಗ್ರಾಮದಲ್ಲಿದೆ ನಡೆದಿದೆ. ಕೆಂಜಿಲತರೆ ಗ್ರಾಮದ ಚಂದ್ರಶೇಖರ್ ಪುತ್ರ ಮಂಜುನಾಥ (28) ಮೃತಪಟ್ಟಿದ್ದು ದೃಢ. ರಸ್ತೆ ಹುಳು ಸಾಣಾಣಿಕೆ ಮನೆಯಲ್ಲಿ ಔಷಧಿ ಸಿಂಪಡಿಸುವ ವೇಳೆ ಕರಂಟ್ ಹೊಡೆದಿದೆ ಎನ್ನಲಾಗಿದೆ. ತಕ್ಕೂ ಮಳವಳ್ಳಿ ಸಾರ್ವಜನಿಕ ಆಸ್ಪತ್ರೆಗೆ ಸಾಗಿಸುವ ದಾರಿ ಮಧ್ಯೆ ಸಾವನ್ನಪ್ಪಿದ್ದಾನೆ. ಅಲ್ಲಾಕ್ಷಿ ಆಸ್ಪತ್ರೆ ಯಲ್ಲಿ ಶವ ಪರೀಕ್ಷೆ ನಡೆಸಿ ವಾರಸುದಾರರಿಗೆ ಒಪ್ಪಿಸಲಾಗಿದೆ.

ನಿರ್ಮಲಸಚಚಕು.

ಭೂ ನ್ಯಾಯ ಮಂಡಳಿಗೆ ನಾಮನಿರ್ದೇಶನ ಗೊಂದಲಕ್ಕೆ ಕೆ.ವಿ.ಮುಸ್ತಾಫಿಗೂಡ, ಹೇಮಂತ್ ಕುಮಾರ್, ಜಿ.ವಿಜಯ್, ಎಸ್.ಕೆ.ಧನಂಜಯ ಹಾಗೂ ಕರ್ನಾಟಕ ಅಭಿವೃದ್ಧಿ ಕಾರ್ಯಕ್ರಮಗಳ ಪರಿಣಾಮಕಾರಿ ಅನುಷ್ಠಾನ ಹಾಗೂ ತ್ರೈಮಾಸಿಕ ಪರಿಶೀಲನಾ ಸಮಿತಿಯ ನೇತನ ಸದಸ್ಯರಾದ ಬೇಬಿ ಲೋಕೇಶ್ ಮುಖರ್ಜಿ, ಜಯಣ್ಣಕಾರ್, ಗೋಪಾಲ್ ಸಿಂಗ್, ಎ.ಆರ್.ಪುರಮೊಹಮ್ಮದ್, ನಿರ್ಮಲ ಅನಂದ್, ಅವರಗಳನ್ನು ಗೌರವಿಸಿ ಸನ್ಮಾನಿಸಲಾಯಿತು. ದೇಶಗುಂಡ್ ಸದಸ್ಯರನ್ನು ಬಿಜೆಪಿ ಮುಖಂಡ ಡಾ.ಇಂದ್ರಕಾ ಅಭಿನಂದಿಸಿದರು.

ಶಾರ್ಟ್ ಸರ್ಕ್ಯೂಟ್ ಸಂಭವಿಸಿ ಸಾವನ್ನಪ್ಪಿದ್ದಾರೆಂದು ಗ್ರಾಮಸ್ಥರು ತಿಳಿಸಿದ್ದಾರೆ.

ಮೃತದೇಹದ ವಿಕಡ 6 ತಿಂಗಳ ಹಿಂದೆ ವಾಟರ್ ಮನೆಗಲುದ್ದೆಯಿಂದವನು ನಿವೃತ್ತಿ ಹೊಂದಿದ್ದರು, ಪಳವಳ್ಳಿ ಗ್ರಾ.ಪಂ.ಯಿಂದ ವಾಟರ್‌ಮನೆ ಹುದ್ದೆಯಲ್ಲಿಮುಂದುವರೆದಿದ್ದರನ್ನಲಾಗಿದೆ ವೀರಮ್ಮನ ಹೆಳ್ಳಿ ಗ್ರಾಮದ ಬೆಳ್ಳಿಟಿ ಬದಲಾಯಿಸಲು ಗ್ರಾಮಸ್ಥರು ಬೆಸ್ಸಾಂ ಅಧಿಕಾರಿಗಳಿಗೆ ಮನವಿ ಸಲ್ಲಿಸಿದ್ದರೂ ಬೆಸ್ಸಾಂ ಅಧಿಕಾರಿಗಳು ನಿರ್ಲಕ್ಷ್ಯವೆಂದಾಗಿ ಶಾರ್ಟ್ ಸರ್ಕ್ಯೂಟ್ ಸಂಭವಿಸಿ ಈಗಣ್ಣ ಸಾವನ್ನಪ್ಪಿದ್ದಾರೆ.

 PDS Global, Collaboration, Digital, Ethical		ಪಿಡಿಎಸ್ ಲಿಮಿಟೆಡ್ (ಹಿಂದಿನ ಹೆಸರು ಪಿಡಿಎಸ್ ಮಲ್ಟಿನಾಶನಲ್ ಫ್ಯಾರಮ್ಸ್ ಲಿಮಿಟೆಡ್)			
<div> <div> ರೂ.2,340 ಕೋಟಿ ವಿ.ವ.22ಕ್ಕೆ ಹೋಲಿಸಿದರೆ ವಿ.ವ.23 ತ್ರೈಮಾ.1 ಮಾರಾಟ ಶೇ.44 ರಷ್ಟು ಬೆಳೆದಿದೆ </div> <div> ಶೇ.128 ವಿ.ವ.22 ತ್ರೈಮಾ.1ಕ್ಕೆ ಹೋಲಿಸಿದರೆ ಕಾರ್ಯಾಚರಣೆ ಲಾಭದಲ್ಲಿ ಹೆಚ್ಚಳ </div> </div>		<div> <div> ರೂ.44 ಕೋಟಿ ವಿ.ವ.22 ತ್ರೈಮಾ.1ಕ್ಕೆ ಹೋಲಿಸಿದರೆ ವಿ.ವ.23 ತ್ರೈಮಾ.1 ಪಿಎಫ್ ಶೇ.141 ರಷ್ಟು ಹೆಚ್ಚಿದೆ </div> <div> ರೂ.14.19 FY22ರಲ್ಲಿ ಫೋಕಸ್‌ಲಾಭ ಲಾಭಾಂಶ vs FY21ರಲ್ಲಿ ರೂ.15.75 </div> </div>			
<div> <div> ಮಾರಾಟ (ಕೋಟಿ ರೂ.ಗಳಲ್ಲಿ)  </div> <div> ಪಿಎಫ್ (ಕೋಟಿ ರೂ.ಗಳಲ್ಲಿ)  </div> </div>		<div> <div> ROCE  </div> <div> ROE  </div> </div>			
ಗಮನಿಸಿ: ROCE, ಗೆನಿಯೇಟೆಡ್ ನಿವ್ವಳ ಬಂಡವಾಳವನ್ನು ಆಧರಿಸಿದ ಕೇವಲ ಕೋಟಿ ರೂ.ಗಳಲ್ಲಿ; ಇವುಗಳ ನಲ್ಲಿ ನಿಯೋಜಿತ ಬಂಡವಾಳದಿಂದ ಉತ್ಪತ್ತಿಯಾದ ಇತರ ಆದಾಯವೂ ಸೇರಿವೆ.					
ಜೂನ್ 30, 2022ಕ್ಕೆ ಕೋನಗೊಂಡ ತ್ರೈಮಾಸಿಕದ ಅಪರಿಶೋಧಿತ ಸಂಚಿತ ಅರ್ಥಿಕ ಫಲಿತಾಂಶಗಳ ಹೇಳಿಕೆ					
ಕ್ರ. ಸಂ.	ವಿವರಗಳು	ಕೋನಗೊಂಡ ತ್ರೈಮಾಸಿಕ		(ರೂ. ಲಕ್ಷಗಳಲ್ಲಿ)	
		30.06.2022ಕ್ಕೆ	31.03.2022ಕ್ಕೆ	30.06.2021ಕ್ಕೆ	31.03.2022ಕ್ಕೆ
		(ಅಪರಿಶೋಧಿತ)	(ಪರಿಶೋಧಿತ)	(ಅಪರಿಶೋಧಿತ)	(ಪರಿಶೋಧಿತ)
1	ಕಾರ್ಯಾಚರಣೆಗಳಿಂದ ಆದಾಯ	2,34,037.49	2,77,543.88	1,62,621.24	8,82,821.38
2	ಇತರೆ ಆದಾಯ	268.22	2,133.75	4,864.23	8,602.74
3	ಒಟ್ಟು ಆದಾಯ	2,34,305.71	2,79,677.63	1,67,485.47	8,91,424.12
4	ಕಾರ್ಯಾಚರಣೆಗಳಿಂದ ಒಟ್ಟು ವೆಚ್ಚ	2,29,527.87	2,70,285.77	1,61,388.69	8,60,358.46
5	ಒಟ್ಟು ಮತ್ತು ತೆರಿಗೆಗೆ ಮುನ್ನ ಗಳಿಕೆ	5,704.33	10,497.78	6,571.35	33,867.49
6	ಅವಧಿಗನವರ್ಷಕ್ಕೆ ನಿವ್ವಳ ಲಾಭ (ತೆರಿಗೆ ಮತ್ತು ಅಸಾಮಾನ್ಯ ಏಕೀಕರಣಗಳ ಮುನ್ನ)	4,777.84	9,391.86	6,096.78	31,065.66
7	ಅವಧಿಗನವರ್ಷಕ್ಕೆ ತೆರಿಗೆಗೆ ಮುನ್ನ ನಿವ್ವಳ ಲಾಭ (ಅಸಾಮಾನ್ಯ ಏಕೀಕರಣ ಮತ್ತು ಸಹಯೋಗಗಳ ಮತ್ತು ಒಂಟಿ ಉದ್ಯಮಗಳ ಪಾಲಿನ ನಷ್ಟಗಳನ್ನು ಕಳೆದ ನಂತರ)	4,729.65	9,273.40	6,178.53	31,007.80
8	ಅವಧಿಗನವರ್ಷಕ್ಕೆ ತೆರಿಗೆ ನಂತರ ಮುನ್ನ ನಿವ್ವಳ ಲಾಭ (ಅಸಾಮಾನ್ಯ ಏಕೀಕರಣ ಮತ್ತು ಸಹಯೋಗಗಳ ಮತ್ತು ಒಂಟಿ ಉದ್ಯಮಗಳ ಪಾಲಿನ ನಷ್ಟಗಳನ್ನು ಕಳೆದ ನಂತರ)	4,417.89	8,622.99	5,910.11	29,282.09
9	ಸರಿಯಾದ ಅವಧಿಗನವರ್ಷಕ್ಕೆ ಒಟ್ಟು ಸಮಗ್ರ ಆದಾಯ (ಸರಿಯಾದ ಅವಧಿಗ ತೆರಿಗೆ ಕಳೆದ ನಂತರದ ಲಾಭ / (ನಷ್ಟ) ಸೇರಿದಂತೆ ಮತ್ತು ಇತರೆ ಸಮಗ್ರ ಆದಾಯ (ತೆರಿಗೆ ಕಳೆದ))	5,985.57	11,165.88	7,452.97	32,639.71
10	ಪಾವತಿಸಿದ ಇತ್ಯಂತ ಶೇರು ಬಂಡವಾಳ (ಮುಖ ಬೆಲೆ ಶೇರು 10 ರೂ.)	2,609.25*	2,604.25*	2,604.67	2,604.25*
11	ಇತರೆ ಇತ್ಯಂತ	-	-	-	84,635.94
12	ಶೇರು ಶೇರುಗಳ ಗಳಿಕೆ/(ನಷ್ಟ) (ರೂ.ಗಳಲ್ಲಿ) (ಮುಖ ಬೆಲೆ ಶೇರು 10 ರೂ.) (ಪಾಟ್‌ಕೋಡ್‌ಗಳು)	14.19	29.62	20.69	95.38
	ಒಟ್ಟು ಇತ್ಯಂತ	13.92	29.00	20.49	94.28
* 4,245 ಕ್ಷೇತ್ರದ ಶೇರುಗಳನ್ನು ಕಳೆದು (ಜೂನ್ 30, 2022ಕ್ಕೆ-ಜೂನ್)					
ಒ) ಕಂಪನಿಯ/ಸಮೂಹದ ಜೂನ್ 30, 2022ರಂದು ಕೋನಗೊಂಡ ತ್ರೈಮಾಸಿಕದ ಹಣಕಾಸು ಫಲಿತಾಂಶಗಳನ್ನು ಲೆಕ್ಕಪರಿಶೋಧಕರು ಸಮೀಕ್ಷೆ ಪರಿಶೀಲಿಸಿದ ಮತ್ತು 1ನೇ ಆಗಸ್ಟ್, 2022ರಂದು ನಡೆದ ಆಯಾ ಸಭೆಗಳಲ್ಲಿ ನಿರ್ದೇಶಕರ ಮಂಡಳಿಯ ಅನುಮೋದಿಸಿದ ಮತ್ತು ಶಾಸನಬದ್ಧ ಲೆಕ್ಕಪರಿಶೋಧಕರು ಲೆಕ್ಕ ಪರಿಶೋಧಿಸಿದ ಮಾಹಿತ್ಯ.					
ಒ) ಕೋನಗೊಂಡ ಸರಿಯಾದ ತ್ರೈಮಾಸಿಕ ಮತ್ತು ವರ್ಷದ ಕಂಪನಿಯ ಹಣಕಾಸು ಸಾಧನೆ, ಸ್ವತಂತ್ರವಾಗಿ (ಅಥವಾ ರೂ.ಗಳಲ್ಲಿ)					
ವಿವರಗಳು	ಕೋನಗೊಂಡ ತ್ರೈಮಾಸಿಕ		ಕೋನಗೊಂಡ ವರ್ಷಕ್ಕೆ		
	30.06.2022ಕ್ಕೆ	31.03.2022ಕ್ಕೆ	30.06.2021ಕ್ಕೆ	31.03.2022ಕ್ಕೆ	
	(ಅಪರಿಶೋಧಿತ)	(ಪರಿಶೋಧಿತ)	(ಅಪರಿಶೋಧಿತ)	(ಪರಿಶೋಧಿತ)	
ಮೊತ್ತಾಟ	4,049.59	3,284.55	1,358.97	11,582.72	
ಲಾಭ - ತೆರಿಗೆಗೆ ಮುನ್ನ	551.25	5,966.23	151.75	7,016.28	
ಲಾಭ - ತೆರಿಗೆ ನಂತರ	416.16	5,898.22	113.79	6,678.86	
ಒಟ್ಟು ಸಮಗ್ರ ಆದಾಯ	413.97	5,791.32	113.79	6,695.43	
1) 30 ಜೂನ್ 2021 ಕ್ಕೆ ಕೋನಗೊಂಡ ತ್ರೈಮಾಸಿಕದಲ್ಲಿ, ಸರಿಯಾದ ಸಮೂಹದ ರೂ.ಮಾತ್ರಾ ಅಲಿಮಿಟೇಷನ್ (ಅದರ ಅನ್ವಯಕ್ಕೆ ಮುಖ್ಯವಾಗಿ ಇದ್ದನ್ನು ಹೂಡಿಕೆ ಅಥವಾ) ತನ್ನ ಇತ್ಯಂತದಲ್ಲಿ ಶೇ.100 ನ್ನು ಮಾರಾಟ ಮಾಡಿದ್ದು ಕೋನಗೊಂಡ ರೂ. 4,073.89 ಲಕ್ಷ ರೂ.ಗಳ ಲಾಭವನ್ನು ಗಳಿಸಿದೆ ಮತ್ತು ಅದನ್ನು ಆಗ ಕೋನಗೊಂಡ ತ್ರೈಮಾಸಿಕದ ಲಾಭ ಮತ್ತು ನಷ್ಟದ ಹೇಳಿಕೆಯಲ್ಲಿ ಕೋನಗೊಂಡಿದೆ.					
2) ಫೋಕಸ್ ಹೇರ್ ಸೆಡ					